

Wave



A first-class sliding experience



The module in action:






The Wave impresses with its 15-meter double-wave slide surface, creating an unmatched sliding experience. The innovative ascent system runs alongside the slide, allowing users to return to the platform quickly and directly after each ride. Anti-slip surfaces on the thoughtfully designed climbing system ensure maximum safety. Once at the top, the long and wide, water-sprinkled slide surface invites guests to enjoy a variety of sliding positions.

Your benefits:

Combining impressive design with innovative technology, the Wave offers maximum flexibility for park operators. It can be used as a freestanding slide or seamlessly integrated into a park layout. The smart design with the ascent along the slide surface improves guest flow and enhances lifeguard supervision. At five meters high, the platform serves both as a starting point and as a popular lookout for visitors and staff. For comfortable sliding experience, the slide surface is irrigated through a high-quality, solar-powered water system.* With its iconic appearance, the Wave is a true eye-catcher and guarantees an unforgettable attraction in any park.

Features:



| No |  |  |  |  |  |
|----------|---|---|---|---|---|
| item no. | min. water depth | dimensions l x w x h | user capacity | inflation time | includes |
| 30198 | 11'2" 3,4 m | 62'2" x 28'5" x 16'7" 18,8 x 8,6 x 5 m | 30 | 120 min*1 | 1x safety flap 1x special cover flap 49x connector strap 8x anchor rope 1x HydroFlow* |

✓ Extended sliding experience



✓ Solar-powered irrigation system



✓ Standalone or modular use



* optional *1 Estimated (depends on manpower and location)