

SpeedSlide



The faster the run,
the longer the ride



The module in action:






With a running start across the surface, users can slide into the water on their stomach, knees, or even standing up along the track. The ascent leads to a separate waiting area, from where the run-up surface enables a safe start. On the sliding surface, technique determines whether you glide directly into the water at the end of the track or slide off to the side beforehand.

Your benefits:

The SpeedSlide is a compact, standalone module with minimal space requirements and perfectly suited for pools and waterfronts with shallow water depth. The clear division into ascent, run-up, and sliding surface ensures a smooth flow and increases operational safety. The SpeedSlide requires no water supply and provides an uncomplicated way to significantly enhance the appeal of your facility.

Features:




No					
item no.	min. water depth	dimensions l x w x h	user capacity	inflation time	includes
30195	4'0" 1,2 m	46'4" x 10'11" x 2'0" 14 x 3,3 x 0,6 m	12	15 min*	-

✓ Compact module



✓ Ideal for pools



✓ easy handling



* Estimated (depends on manpower and location)